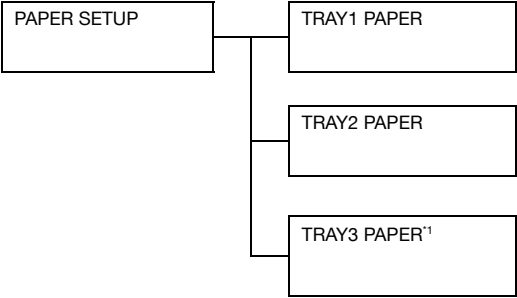



PAPER SETUP Menu




**1 This menu item appears only if an optional Lower Feeder Unit PF-P09 is installed.*



Manufacturer's default settings appear in bold.

[TRAY1 PAPER]	Media type	[PLAIN PAPER] / [THICK PAPER] / [THICK PAPER2] / [LABELS] / [LETTER-HEAD] / [GLOSSY] / [GLOSSY2] / [SINGLE SIDE ONLY] / [SPECIAL PAPER] / [ENVELOPE] / [POSTCARD]
	Paper size	<p>When a setting other than [ENVELOPE] or [POSTCARD] is selected: [A4] / [A5] / [B5] / [LEGAL] / [LETTER] / [G LETTER] / [STATEMENT] / [EXECUTIVE] / [FOLIO] / [G LEGAL] / [8 1/2 x 13 1/2] / [CUSTOM]</p> <p>When [ENVELOPE] is selected: [COM10] / [C6] / [DL] / [MONARCH] / [CHOU#3] / [CUSTOM]</p> <p>When [POSTCARD] is selected: [J-POSTCARD 100x148] / [D-POSTCARD 148x200] / [CUSTOM]</p>
<p>Select the type and size of the media loaded into Tray 1. If [CUSTOM] is selected as the paper size, specify settings for [LENGTH] and [WIDTH] separately.</p> <p>The Setting range for [LENGTH] is 148 to 356 mm. The default setting is [297] mm.</p> <p>The Setting range for [WIDTH] is 92 to 216 mm. The default setting is [210] mm.</p> <p>When a media type is selected, a screen appears, showing the available media sizes. The available media sizes differ depending on the selected media type.</p> <p>The default setting is [A4] for 220 V models, and [LETTER] for other models.</p> <p> <i>The setting for [CUSTOM] is displayed in metric (mm) even if [ADMIN. MANAGEMENT]/[USER SETTING]/[PRESET ZOOM] is set to [INCH].</i></p>		

[TRAY2 PAPER]	Media type	[PLAIN PAPER] / [THICK PAPER] / [THICK PAPER2] / [LABELS] / [LETTER-HEAD] / [GLOSSY] / [GLOSSY2] / [SINGLE SIDE ONLY] / [SPECIAL PAPER] / [POSTCARD]
	Paper size	When a setting other than [POSTCARD] is selected: [A4] / [A5] / [B5] / [LETTER] / [G LETTER] / [STATEMENT] / [EXECUTIVE] / [CUSTOM] When [POSTCARD] is selected: [J-POSTCARD 100x148] / [D-POSTCARD 148x200] / [CUSTOM]
<p>Select the type and size of the media loaded into Tray 2. If [CUSTOM] is selected as the paper size, specify settings for [LENGTH] and [WIDTH] separately.</p> <p>The Setting range for [LENGTH] is 148 to 297 mm.</p> <p>The default setting is [297] mm.</p> <p>The Setting range for [WIDTH] is 92 to 216 mm.</p> <p>The default setting is [210] mm.</p> <p>The default setting is [A4] for 220 V models, and [LETTER] for other models.</p> <p> <i>The setting for [CUSTOM] is displayed in metric (mm) even if [ADMIN. MANAGEMENT]/[USER SETTING]/[PRESET ZOOM] is set to [INCH].</i></p>		
[TRAY3 PAPER]	Media type	[PLAIN PAPER] / [SINGLE SIDE ONLY] / [SPECIAL PAPER]
	Select the type of the media loaded into Tray 3.	